



The Natural History Museum of Los Angeles County

SENSORY GUIDE

NHM.ORG



The Natural History Museum of Los Angeles County

SENSORY GUIDE

NHM.ORG

**Updated
Jan. 1, 2022**

Welcome to the Natural History Museum of Los Angeles County. Guests may use this Sensory Guide to help identify sensory friendly spaces within the Museum. Use this guide to determine the levels of light, sound and touchable elements in each exhibition space.

We recognize we may not have accounted for all sensitivities. Please speak with any Guest Relations Associate or Security if your family needs additional assistance.








The exhibitions in the Museum may change from time to time, please check the website before your visit to find out what is on display.

More Information

Everyone is welcome at the Natural History Museum of Los Angeles County. We offer a variety of free programs and resources to make the Museum accessible and enjoyable for all guests.

Visit the Plan Your Visit page at [NHM.ORG](https://nhm.org) to learn more.






SENSORY GUIDE

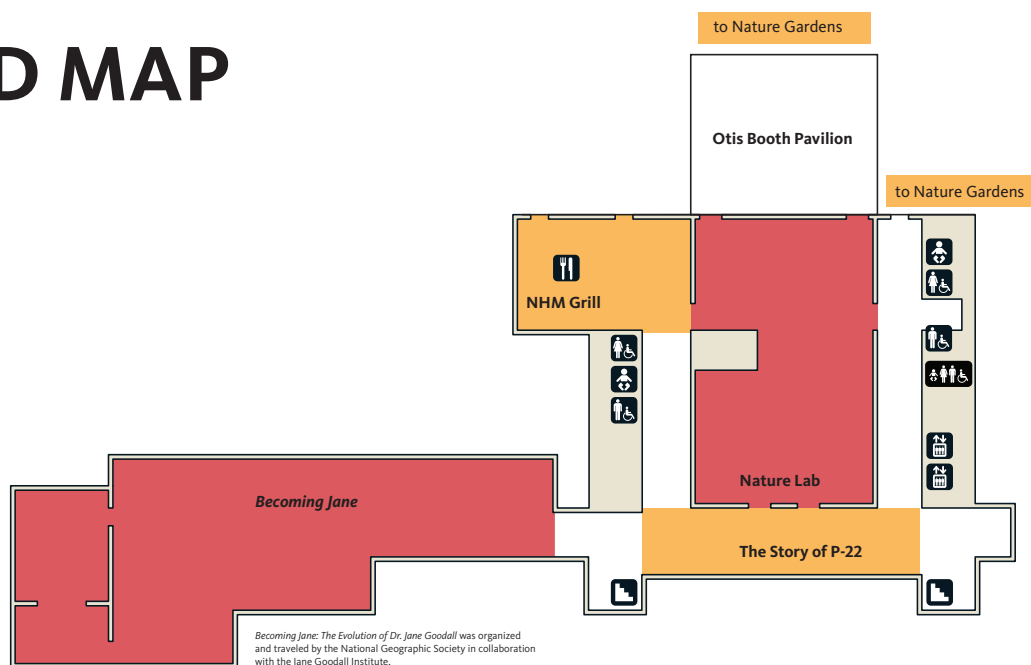
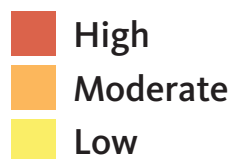
Exhibition Space	Floor, Description	Sound Rating	Light Rating	Touch Rating
 <p>Grand Foyer</p>	<p>Level 1</p> <p>This is the Museum's main entryway. See the Dueling Dinosaurs and keep your eye out for volunteers with touchable specimens. When busy, this space can be loud.</p>	HIGH	MODERATE	LOW
 <p>Dinosaur Hall</p>	<p>Level 1</p> <p>Our most popular hall, with a lot to see! This space is well lit, often busy, and can get quite noisy. This hall has some opportunity for interaction in both touching fossil casts and touch screens.</p>	HIGH	HIGH	MODERATE
 <p>Age of Mammals</p>	<p>Level 1</p> <p>This two-level exhibition has bright natural light with spaces to sit down throughout, and an elevator and stairs to provide access to the Mezzanine level. Look for interactive touch screens on both levels.</p>	MODERATE	MODERATE	LOW
 <p>Becoming Los Angeles</p>	<p>Level 1</p> <p>This large exhibition tells the history of Los Angeles. Video screens as well as the open nature of the exhibition can cause echoing. Opportunities to sit down exist throughout the exhibition.</p>	MODERATE	MODERATE	LOW
 <p>North American/African Mammal Halls</p>	<p>Level 1/Level 2</p> <p>These halls feature intricate diorama scenes with taxidermied animals. These low-light exhibitions are popular among school visitors and tend to echo. Look for volunteers with touchable specimens near entrances!</p>	MODERATE	LOW	LOW
 <p>Gem and Mineral Hall</p>	<p>Level 1</p> <p>This very low-light exhibition is carpeted, which reduces noise some, but still gets noisy on busier days. There are a few opportunities to touch mineral specimens.</p>	MODERATE	LOW	LOW
 <p>Discovery Center</p>	<p>Level 2</p> <p>This space is very interactive! It includes an insect zoo, fossil dig pits, and many touchable elements. It is heavily visited and can get loud on some days. The hall is a bright, open space that has an elevator to the first floor.</p>	HIGH	HIGH	HIGH

SENSORY GUIDE

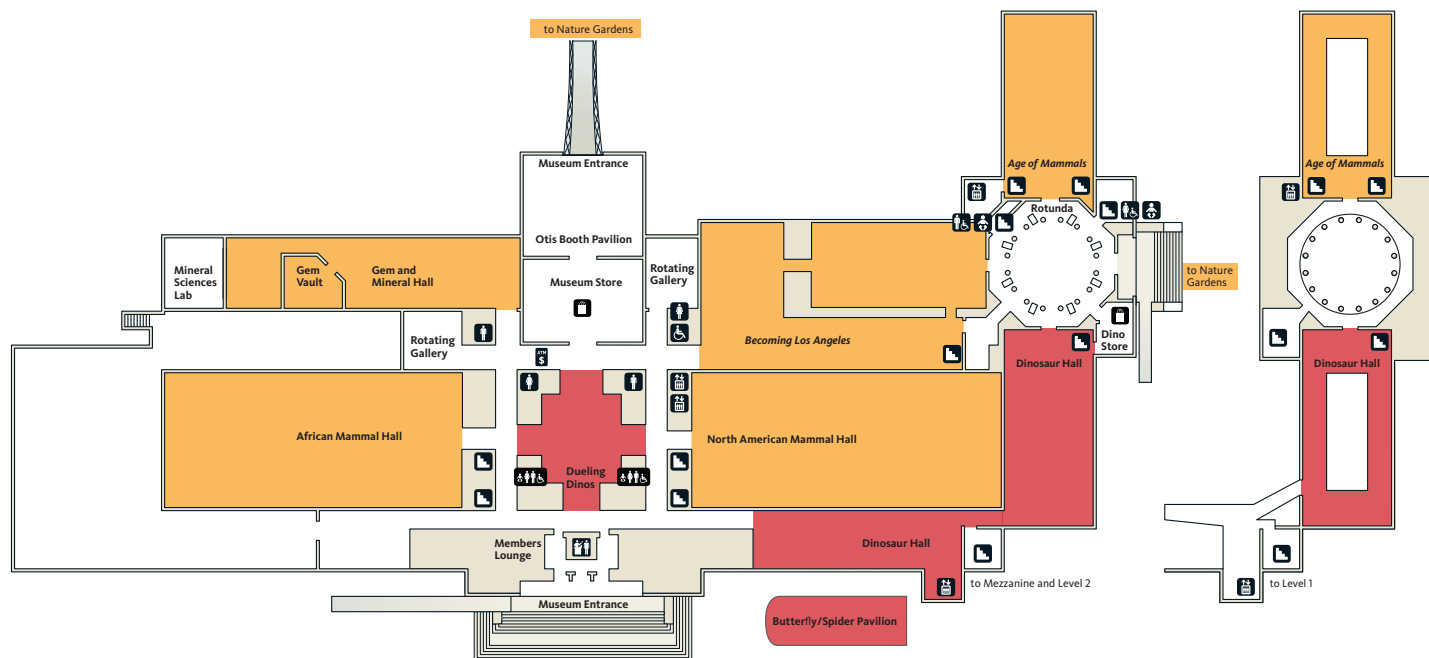
Exhibition Space	Floor, Description	Sound Rating	Light Rating	Touch Rating
 <p>Dinosaur Encounters</p>	<p>Level 2</p> <p>This live theater performance features a life-size full-suit dinosaur puppet. It takes place on a stage in the North American Mammal Hall, Level 2. The show uses bright stage lights. The performers are using a microphone and it can be very noisy in the hall. You are seated on the floor sometimes very close to other people or on a wooden bench.</p>	HIGH	MODERATE	MODERATE
 <p>Sensory-Friendly Dinosaur Encounters</p>	<p>Level 2</p> <p>This live theater performance is similar to our Dinosaur Encounters above, but tailored to be more sensory-friendly. There are a variety of seating options including mats and bean bags, the show lighting is softer and the room itself is warmly lit. The microphones are only mildly amplified. There are areas in the back of the room away from the performance with comfortable pillows.</p>	MODERATE	LOW	LOW
 <p>Bird Hall</p>	<p>Level 2</p> <p>Portions of the Hall of Birds are currently closed, but 400 taxidermied local bird species are still on display in this medium lit space. Visit our website for more up-to-date information.</p>	LOW	MODERATE	LOW
 <p>Visible Vault</p>	<p>Level 2</p> <p>This space is a wide hallway with Meso-American artifacts displayed in glass cases on either side. There are two touch-activated screens, which highlight objects. There is very low light in this section and hard surfaces can create an echo.</p>	LOW	LOW	LOW
 <p>Dino Lab</p>	<p>Level 2</p> <p>This space is a long, wide hallway with a glass window that allows guests to see fossil preparators at work cleaning fossils from the collection. This space is bright.</p>	MODERATE	MODERATE	LOW
 <p>Nature Lab</p>	<p>Level G</p> <p>The Nature Lab is a large space with interactive elements. It has live animal displays. The space is very bright and can be noisier on busier days.</p>	HIGH	HIGH	HIGH

SENSORY GUIDE

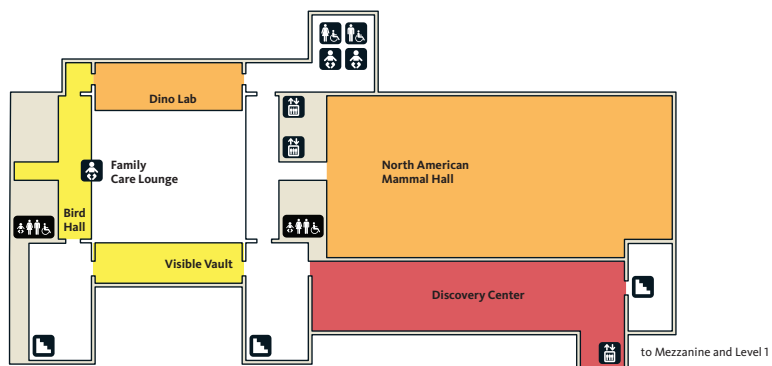
Exhibition Space	Floor, Description	Sound Rating	Light Rating	Touch Rating
 <p>The Story of P-22</p>	<p>Level G</p> <p>This temporary exhibition features the story of mountain lion P-22. It is a bright space with many interactive and touchable elements. There is a projection on the floor guests can step on.</p>	MODERATE	MODERATE	HIGH
 <p>Becoming Jane (Nov 7–Apr 17, 2022)</p>	<p>Level G</p> <p>Our newest temporary exhibit is immersive and relatively interactive, with lots of touchable elements. The light throughout is very low and there is a good deal of ambient noise that can be heard carrying from other parts of the exhibit, making it a noisy space throughout.</p>	HIGH	LOW	MODERATE
 <p>Museum Cafe</p>	<p>Level G/Outside</p> <p>On busy days the Café will be bustling during the lunch hours (from around 11:30 – 2:00). Seek seating on the patio or in the indoor hallway outside the Café entrance for a quieter place to enjoy food. Food orders can also be taken to-go and eaten elsewhere.</p>	MODERATE	HIGH	LOW
 <p>Nature Gardens</p>	<p>Outside</p> <p>The Nature Gardens is a large outdoor space that surrounds the Museum. It has a water feature, pond, additional seating areas, areas of bright sun and shade. Guests are encouraged to touch and smell the plants but not to pick them. Guests will also see some wildlife living in the gardens.</p>	MODERATE	HIGH	HIGH
 <p>Butterfly/Spider Pavilion</p>	<p>Outside</p> <p>The Pavilion is an enclosed outdoor space that features our seasonal Butterfly Pavilion (Spring-Fall) and Spider Pavilion (Fall). Guests can see the animals in their natural environment outside enclosures. It is not temperature controlled, there is timed ticketing to enter and can be busy during peak times. Guests are encouraged to look but not touch the live animals in this space.</p>	HIGH	HIGH	LOW



LEVEL G



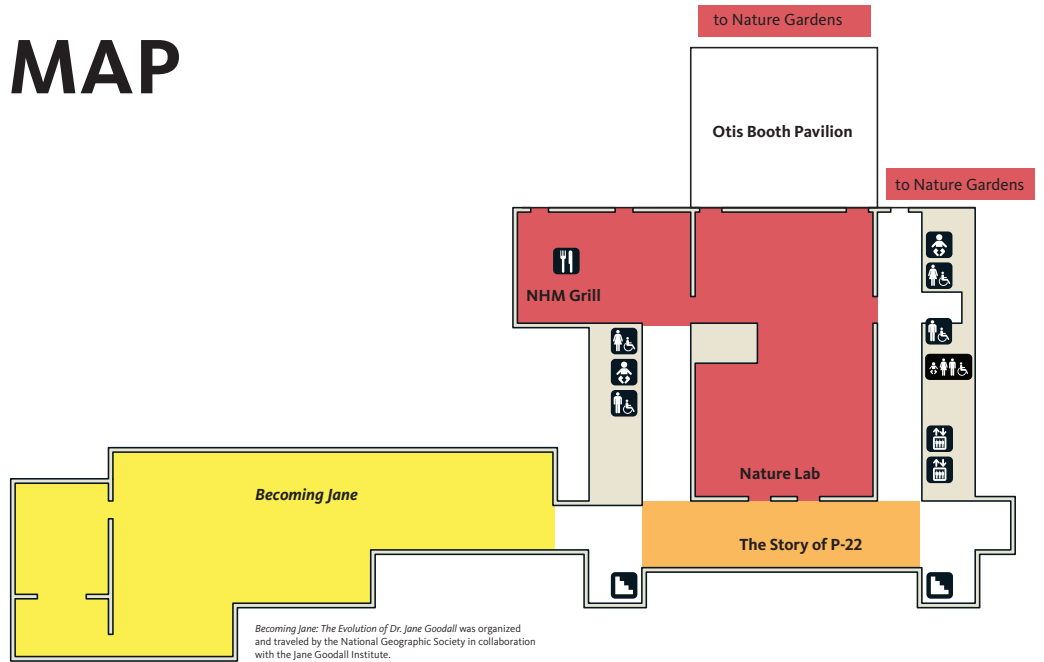
LEVEL 1



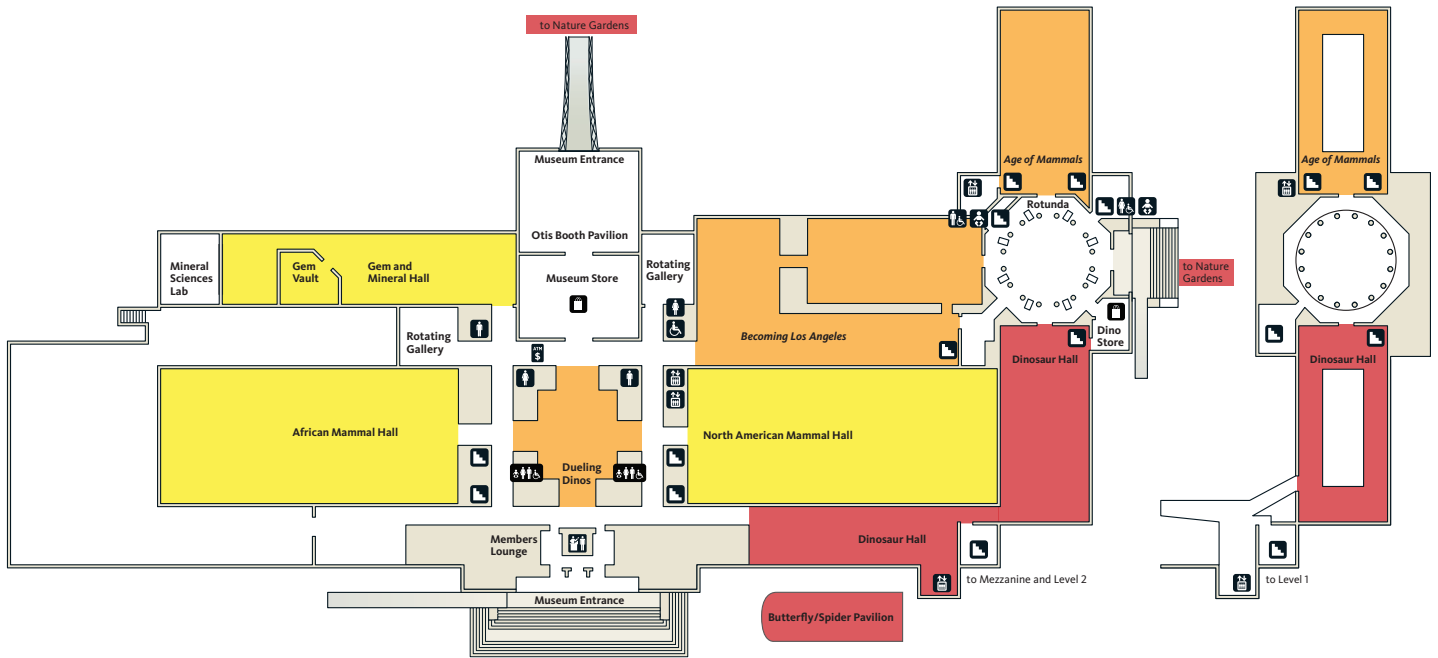
LEVEL 2

LIGHT MAP

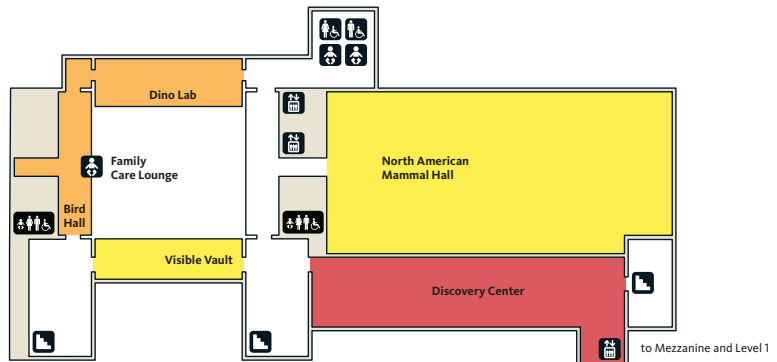
- High
- Moderate
- Low



LEVEL G



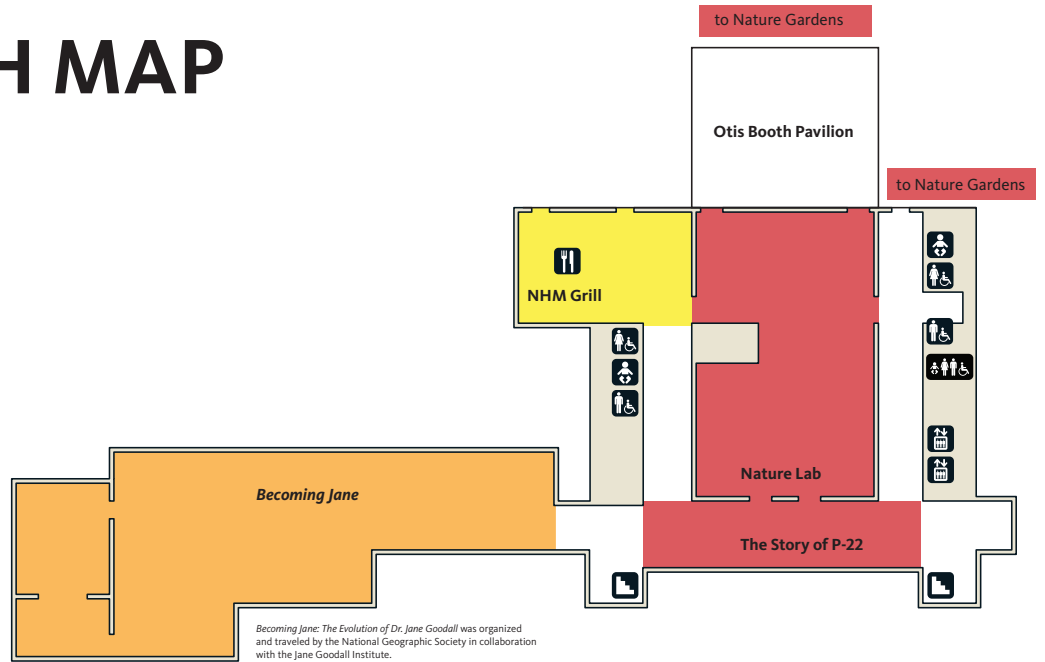
LEVEL 1



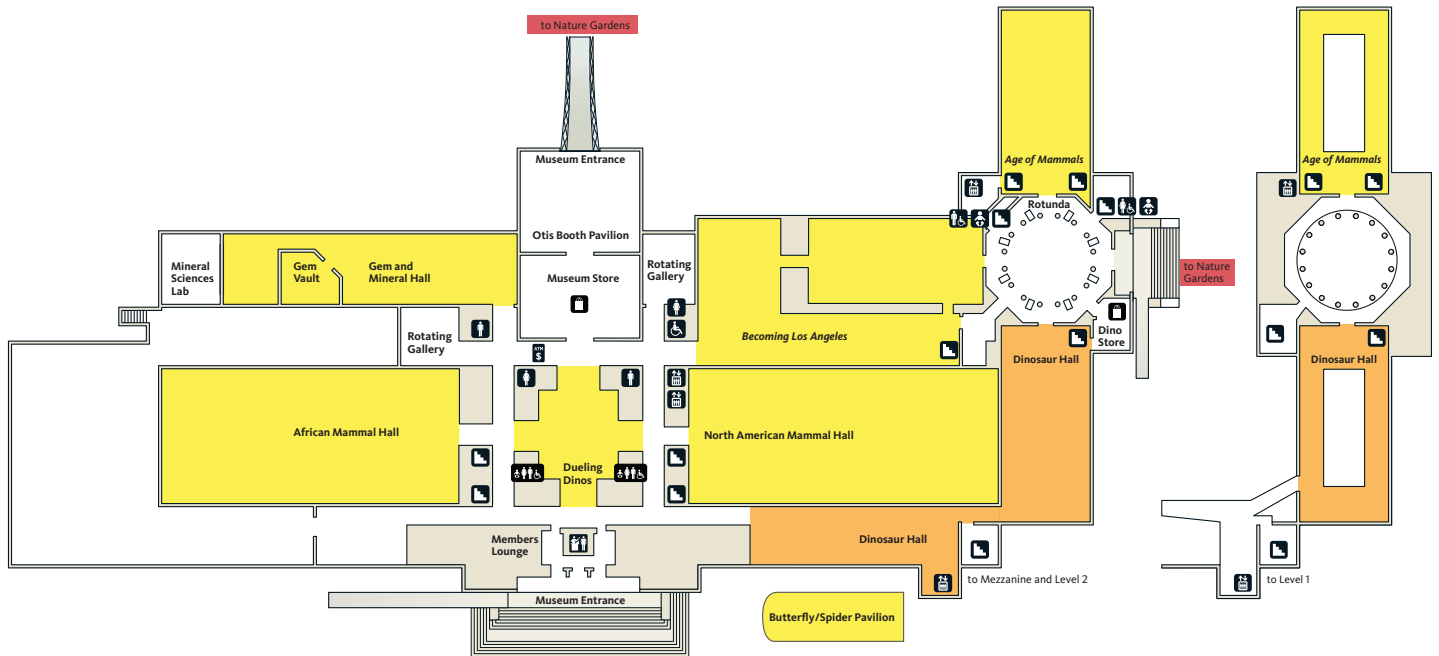
LEVEL 2

TOUCH MAP

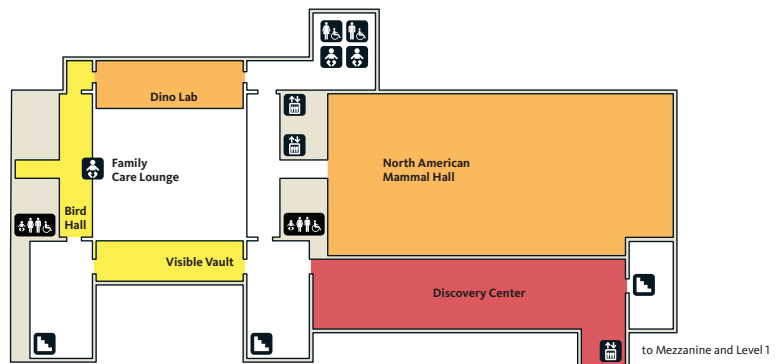
- High
- Moderate
- Low



LEVEL G



LEVEL 1



LEVEL 2