



The Natural History Museum of Los Angeles County

VISUAL CHECKLIST

NHM.ORG



The Natural History Museum of Los Angeles County

VISUAL CHECKLIST

NHM.ORG

Updated
May 2025

Instructions

1. Before your visit, **print the checklist and picture pages out** to help you plan your time at the museum. You can read about each room on our website and use the sensory guide linked on the [Accessibility page](#) to decide where you want to go.
2. **Cut the cards out** for each area you want to visit and **paste them to your checklist**.
3. **You may want to leave some spaces blank** so you can add to your list during your visit.
4. Use the set of **Communication Cards** to say when you need a break, to use the restroom, etc.
5. Bring your checklist with you to the museum!

Museum Tips

- The museum offers many ways to visit for free. **Please visit our [Plan Your Visit](#) page at **NHM.ORG** to learn more.**
- Buy your tickets online in advance. We can scan your ticket straight from your smartphone. You can also print your ticket at home.
- Parking is available for \$20 in the NHM Car Park on Exposition Boulevard and Bill Robertson Lane. There is limited parking available, including a limited amount of ADA spots available for guests with visible ADA placards. If the Car Park is full, additional parking is available at the California Science Center visitor parking structure also for \$20. From this lot, follow the signage to the Natural History Museum.
- There are family restrooms located on each floor. Please check the museum map or ask a Guest Relations Associate for their locations.
- For those who may experience sensory sensitivity, we provide free kits available to borrow on a first-come, first-served basis and can be checked out by leaving a driver's license or other form of valid identification. Inquire with our Guest Relations staff once you arrive.
- Use the Museum's Sensory Guide to find areas with reduced sounds and lights for a quieter museum experience.

More Information

Everyone is welcome at the Natural History Museum of Los Angeles County. We offer a variety of free programs and resources to make the museum accessible and enjoyable for all guests.



Grand Foyer



Gem and Mineral Hall



Mineral Sciences Lab



Dinosaur Hall



Rotunda



Becoming Los Angeles



Age of Mammals



L.A. Underwater

LEVEL 1




North American Mammal Hall (Level 1)



African Mammal Hall



Gnatale & L.A. History: A Mexican Perspective



**Theater Gallery: *Collective Knowledge
from Our Changing World***



Theater Program
(fill in name here)



Museum Store

LEVEL 2



Discovery Center



Visible Vault




Dino Lab



Bird Hall



Reframing Dioramas



North American Mammal Hall (Level 2)

LEVEL G



Nature Lab



The Story of P-22



Neighborhood Grill



Nature Gardens



Butterfly/Spider Pavilion (seasonal)



SLAC Cafe & Commons Plaza

Draw/fill in the blank with new/temporary exhibits!

Draw/fill in the blank with new/temporary exhibits!

COMMUNICATION CARDS



I need a break



I need a restroom



I need a drink of water



I would like to eat




I need a quiet space



I need help



I would like to go home



I have a question

Draw/fill in the blank with your own

Draw/fill in the blank with your own



VISUAL CHECKLIST

This is what I will see at the Natural History Museum (attach pictures or write steps)	All done!

VISUAL CHECKLIST

This is what I will see at the Natural History Museum (attach pictures or write steps)	All done!